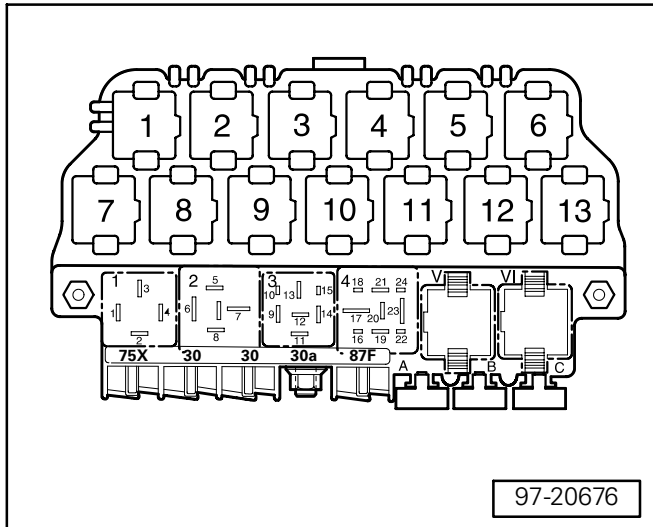


## Power Outlet (12 V), Rear Console

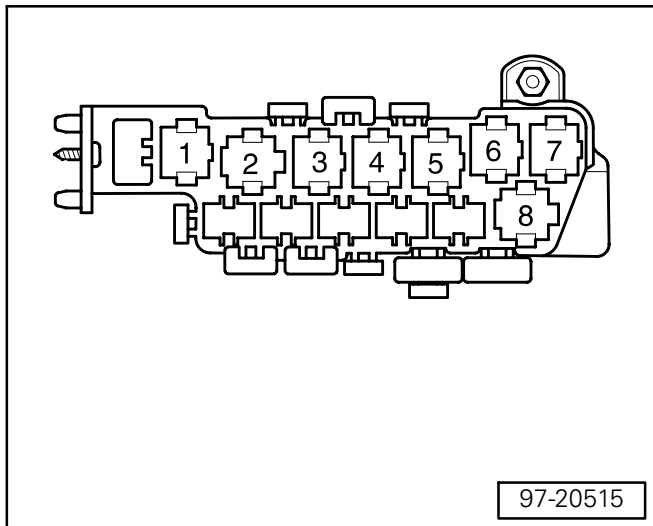
from October 2000

Deviate relay location and fuseplacements as well as the locations of multiple connectors see section "component locations"

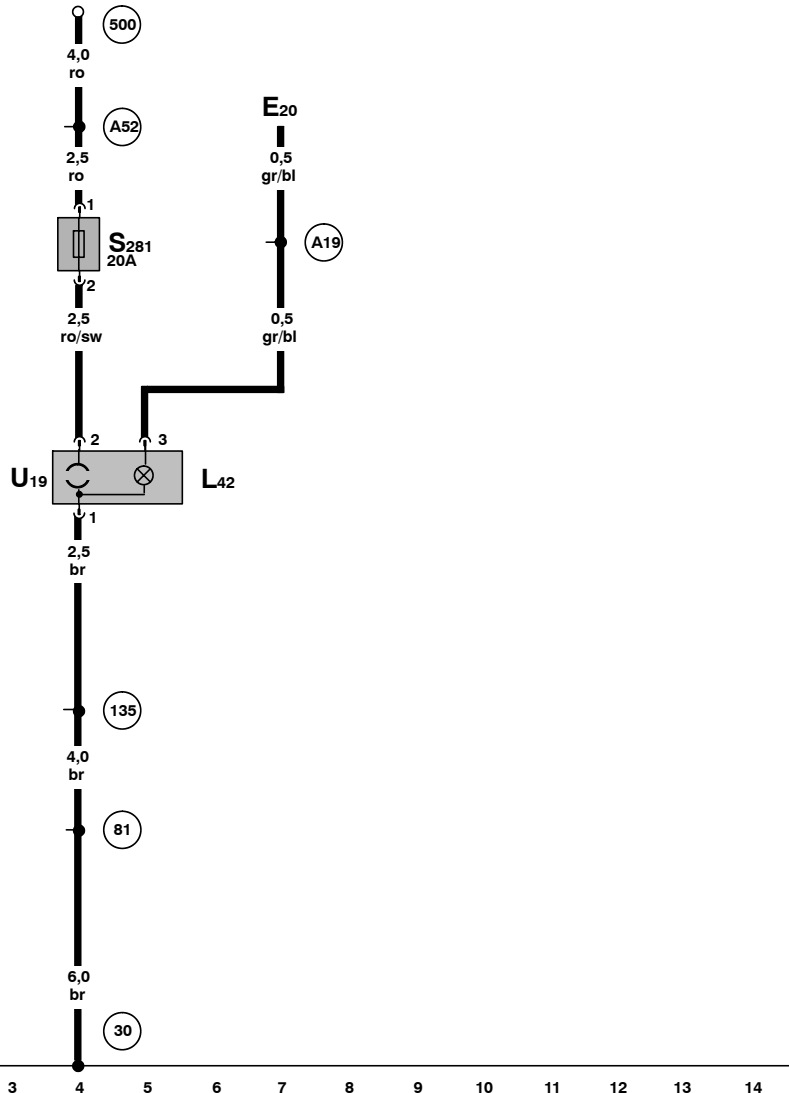
Relay location on the thirteen position auxiliary relay panel, above relay panel:



Relay panel:



Relay location on the eight position auxiliary relay panel, above relay panel:



12 V outlet, Soket Light Bulb

- E20 - Instrument Panel Light Dimmer Switch
- L42 - Socket Light Bulb
- S281 - Power outlet Fuse 3, in fuse holder, above left 13-fold relay-panel
- U19 - 12V outlet -3-
- 30 - Ground connection, -1-, beside fuse/relay panel
- 81 - Ground connection -1-, in instrument panel wiring harness
- 135 - Ground connection -2-, in instrument panel wiring harness
- 500 - Threaded connection -1- (30) on the relay plate
- A19 - wire connection (58d), in instrument panel wiring harness
- A52 - Plus Connection 2 (30) (in instrument panel wiring harness)

ws = white  
 sw = black  
 ro = red  
 br = brown  
 gn = green  
 bl = blue  
 gr = grey  
 li = lilac  
 ge = yellow  
 or = orange