

Anti-lock brake system (ABS) with electronic differential lock (EDL) and anti-slip regulation (ASR), front wheel drive only,

from October 2000

Notes:

Information for

- ◆ *Relay and fuse arrangements*
 - ◆ *Connector arrangements*
 - ◆ *Control Modules and Relays*
 - ◆ *Ground connections*
- ⇒ *Component Locations!*

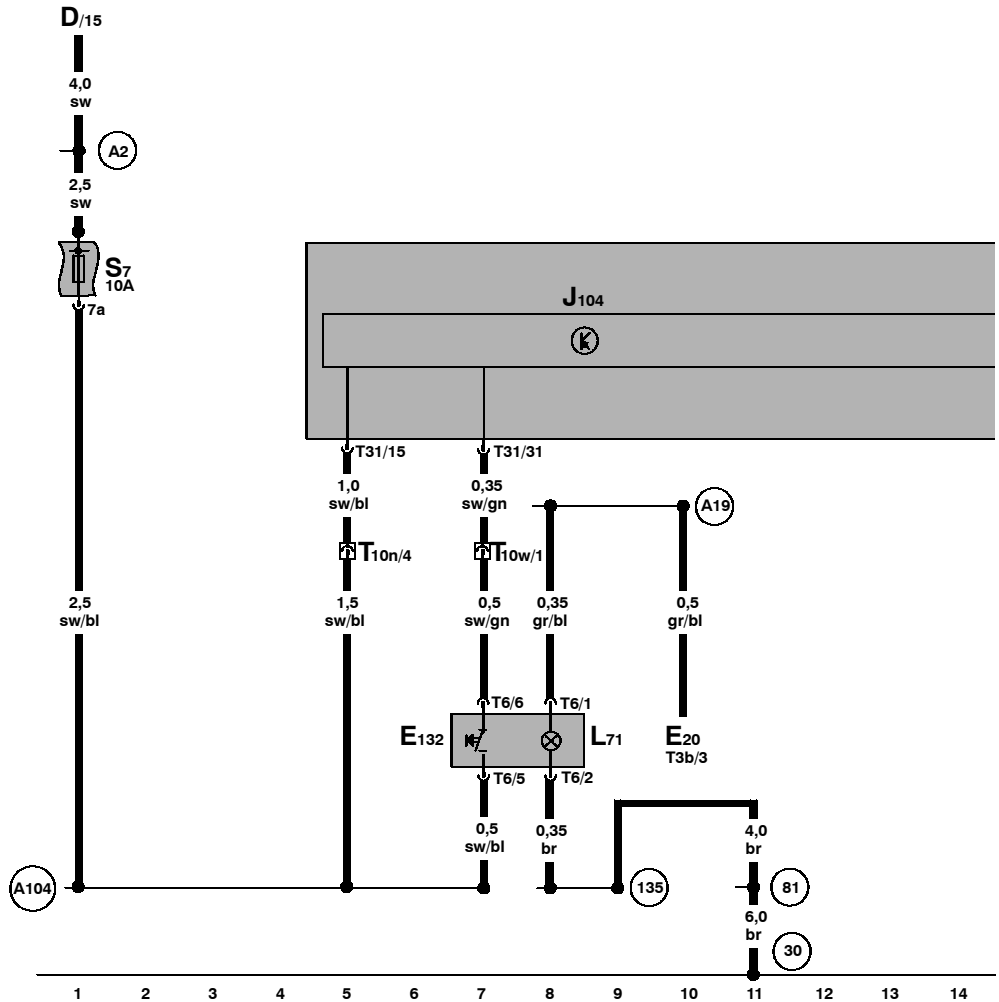
Information for

- ◆ *Troubleshooting Procedures*
- ⇒ *Guided Fault Finding using VAS 5051/5052*

ABS Control Module, Anti-Slip Control Switch



- D - Ignition/Starter Switch
- E20 - Instrument Panel Light Dimmer Switch
- E132 - Anti-Slip Control Switch
- J104 - ABS Control Module
- L71 - Anti-slip Control Switch Illumination
- S7 - Fuse
- T3b - 3-Pin Connector, black on Instrument Panel Light Dimmer Switch
- T6 - 6-Pin Connector, black
- T10n - 10-Pin Connector, orange, connector station A-pillar, left
- T10w - 10-Pin Connector, grey, connector station A-pillar, right
- T31 - 31-Pin Connector



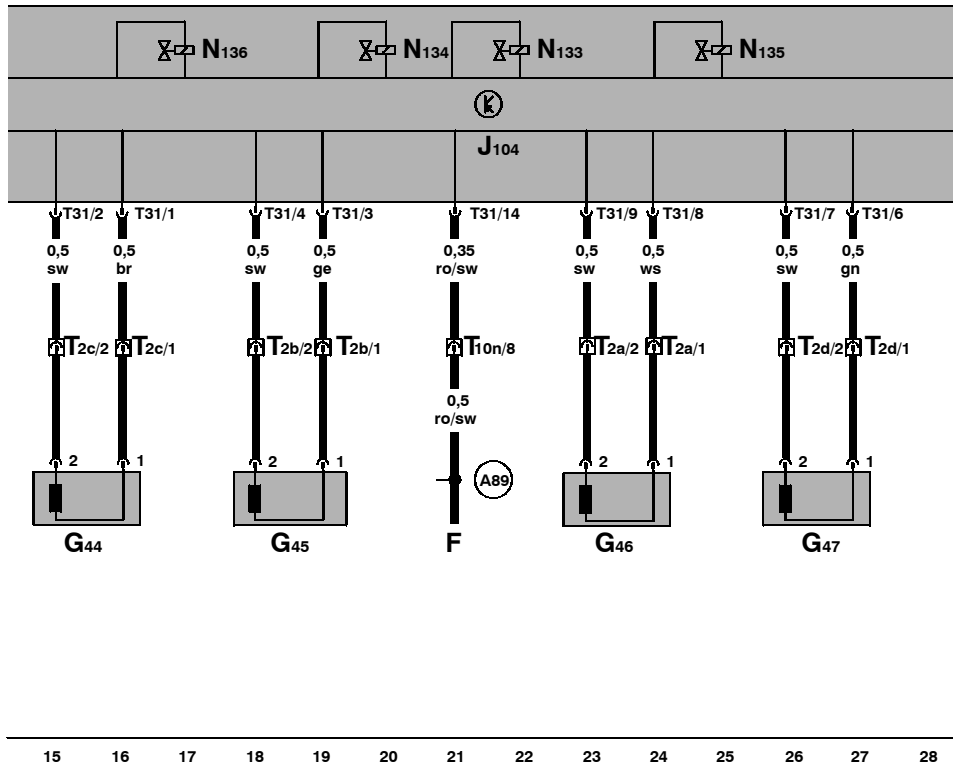
- (30) - Ground connection -1-, beside fuse/relay panel
- (81) - Ground connection -1-, in instrument panel wiring harness
- (135) - Ground connection -2-, in instrument panel wiring harness
- (A2) - plus connection (15), in instrument panel wiring harness
- (A19) - wire connection (58d), in instrument panel wiring harness
- (A104) - Plus connection -2- (15), in instrument panel wiring harness

ws = white
 sw = black
 ro = red
 br = brown
 gn = green
 bl = blue
 gr = grey
 li = lilac
 ge = yellow
 or = orange

ABS Control Module, ABS Wheel Speed Sensor

- F - Brake Light Switch
- G44 - Right Rear ABS Wheel Speed Sensor
- G45 - Right Front ABS Wheel Speed Sensor
- G46 - Left Rear ABS Wheel Speed Sensor
- G47 - Left Front ABS Wheel Speed Sensor
- J104 - ABS Control Module
- N133 - Right Rear ABS Inlet Valve
- N134 - Left Rear ABS Inlet Valve
- N135 - Right Rear ABS Outlet Valve
- N136 - Left Rear ABS Outlet Valve
- T2a - Double Connector (under rear seat)
- T2b - Double Connector (in right front wheel well)
- T2c - Double Connector (under rear seat)
- T2d - Double Connector (in left front wheel well)
- T10n - 10-Pin Connector, orange, connector station A-pillar, left
- T31 - 31-Pin Connector

(A89) - Connection 2 (54) (in instrument panel wiring harness)



- ws = white
- sw = black
- ro = red
- br = brown
- gn = green
- bl = blue
- gr = grey
- li = lilac
- ge = yellow
- or = orange

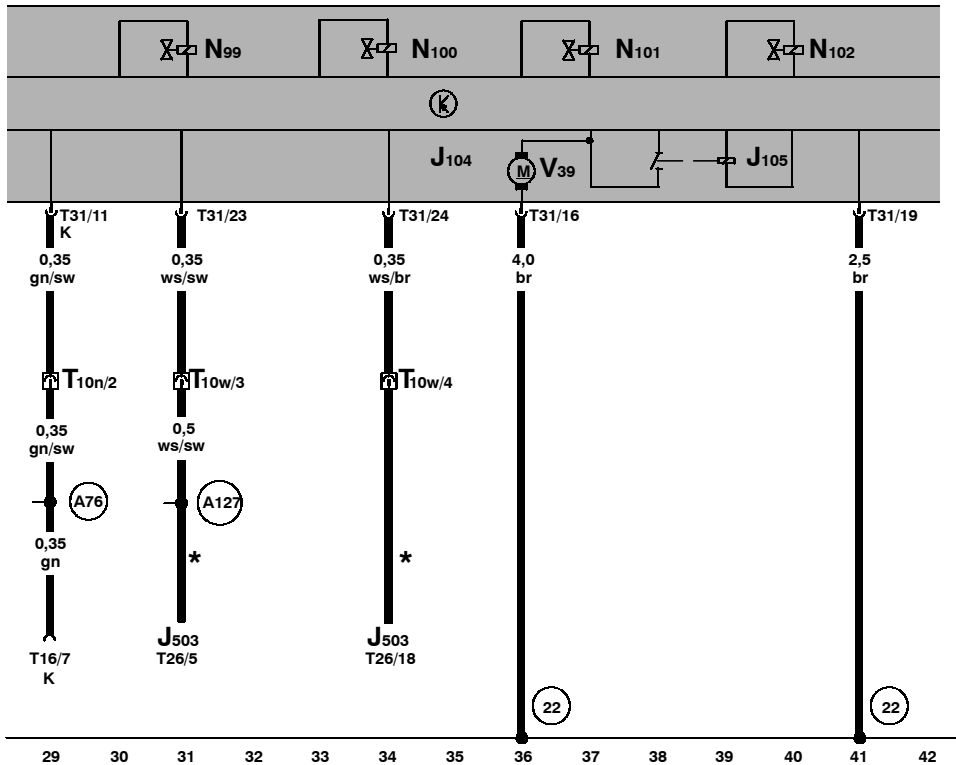
ABS Control Module, Data Link Connector (DLC)

- J104 - ABS Control Module
- J105 - ABS Return Flow Pump Relay
- J503 - Radio/Navigation Display Control Module
- N99 - Right Front ABS Inlet Valve
- N100 - Right Front ABS Outlet Valve
- N101 - Left Front ABS Inlet Valve
- N102 - Left Front ABS Outlet Valve
- T10n - 10-Pin Connector, orange, connector station A-pillar, left
- T10w - 10-Pin Connector, grey, connector station A-pillar, right
- T16 - 16-Pin Connector, black, Data Link Connector (DLC), below instrument panel, left
- T26 - 26-Pin Connector, on Radio/Navigation Display Control Module
- T31 - 31-Pin Connector
- V39 - ABS Return Flow Pump

- (22) - Ground connection, on hydraulic unit
- (A76) - Connection (K-diagnosis wire) in instrument panel wiring harness
- (A127) - Connection (left rear speed sensor) in instrument panel wiring harness

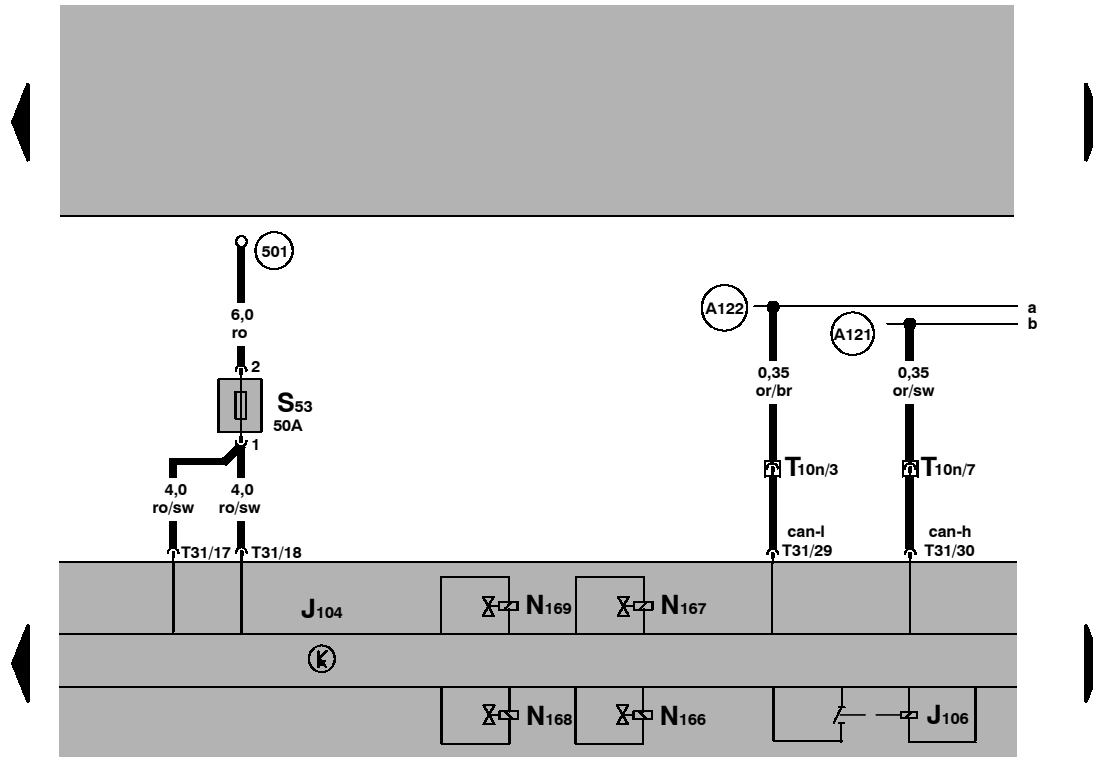
* - Navigation only

ws = white
 sw = black
 ro = red
 br = brown
 gn = green
 bl = blue
 gr = grey
 li = lilac
 ge = yellow
 or = orange



97-29039

ABS Control Module, ABS Solenoid Valve Relay, Traction Control Switch-over Valves



- J104 - ABS Control Module
- J106 - ABS Solenoid Valve Relay
- N166 - Right Front Traction Control Switch-Over Valve
- N167 - Right Front Traction Control Outlet Valve
- N168 - Left Front Traction Control Switch-Over Valve
- N169 - Left Front Traction Control Outlet Valve
- S53 - ABS Hydraulic Pump Fuse
- T10n - 10-Pin Connector, orange, connector station A-pillar, left
- T31 - 31-Pin Connector

- 501 - Threaded connection -2- (30) on the relay plate
- A121 - Connection (high bus) in instrument panel wiring harness
- A122 - Connection (low bus) in instrument panel wiring harness

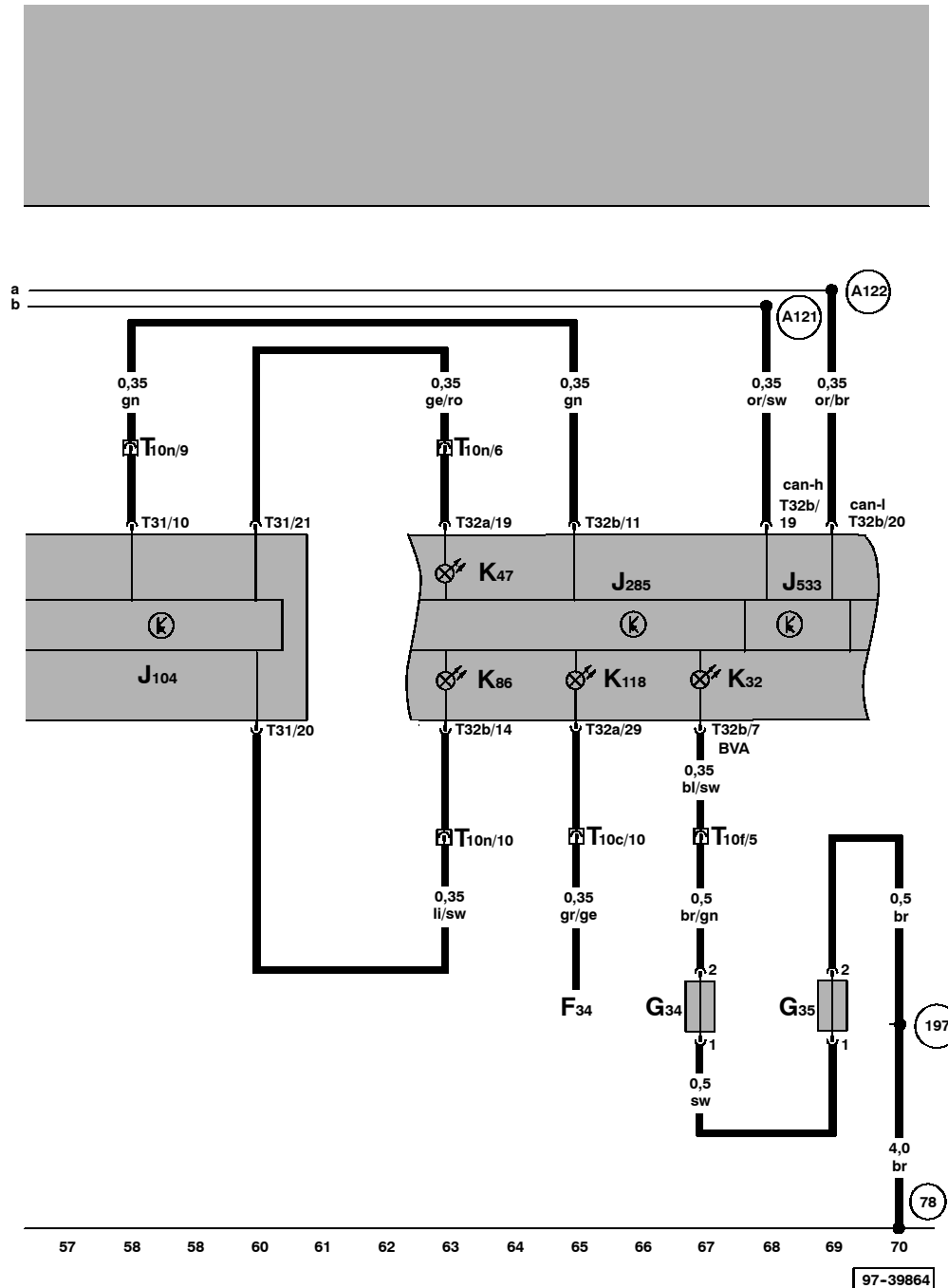
ws = white
 sw = black
 ro = red
 br = brown
 gn = green
 bl = blue
 gr = grey
 li = lilac
 ge = yellow
 or = orange

43 44 45 46 47 48 49 50 51 52 53 54 55 56

97-29040

ABS Control Module, Control module with indicator unit

- F34 - Brake Fluid Level Warning Switch
 - G34 - Left Front Brake Pad Wear Sensor
 - G35 - Right Front Brake Pad Wear Sensor
 - J104 - ABS Control Module (w/EDL)
 - J285 - Control module with indicator unit in instrument panel insert
 - J533 - Data Bus On Board Diagnostic Interface
 - K32 - Brake Pad Wear Indicator Light
 - K47 - ABS Warning Light
 - K86 - Traction Control Indicator Light
 - K118 - Warning light for brake system
 - T10c - 10-Pin Connector, lilac, connector station A-pillar, left
 - T10f - 10-Pin Connector, blue, connector station A-pillar, left
 - T10n - 10-Pin Connector, orange, connector station A-pillar, left
 - T31 - 31-Pin Connector
 - T32a - 32-Pin Connector, blue, on instrument cluster
 - T32b - 32-Pin Connector, green, on instrument cluster
- (78) - Ground connection (lower right B-pillar)
 - (197) - Ground connection 4, in wiring harness rear
 - (A121) - Connection (high bus) in instrument panel wiring harness
 - (A122) - Connection (low bus) in instrument panel wiring harness



ws = white
 sw = black
 ro = red
 br = brown
 gn = green
 bl = blue
 gr = grey
 li = lilac
 ge = yellow
 or = orange