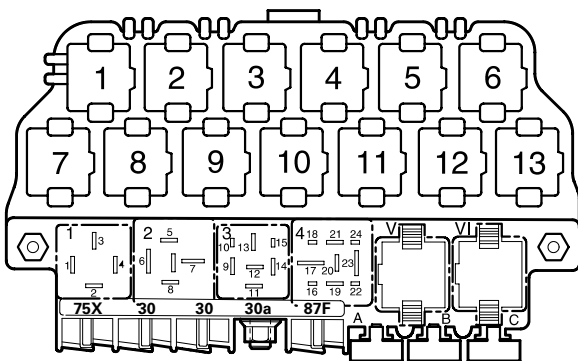


# Airbag Systems,

from September 1997

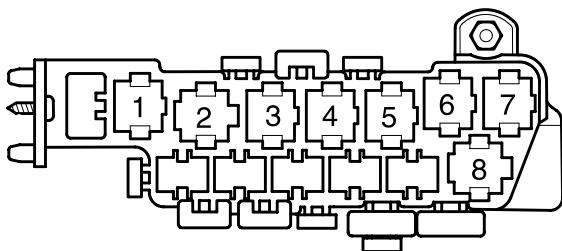
Deviate relay location and fuseplacements as well as the locations of multiple connectors see section "component locations".



97-20676

Relay location on the thirteenfold auxiliary relay panel, above relay panel:

Relay panel:



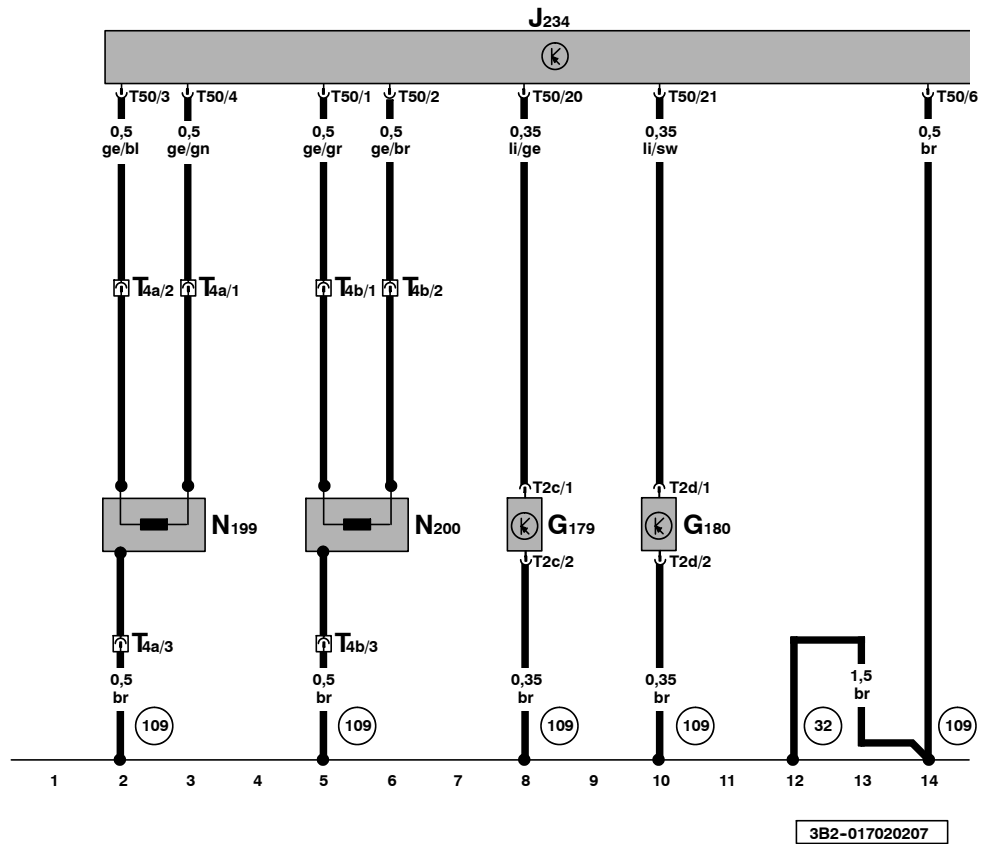
97-20515

Relay location on the eightfold auxiliary relay panel, behind relay panel:

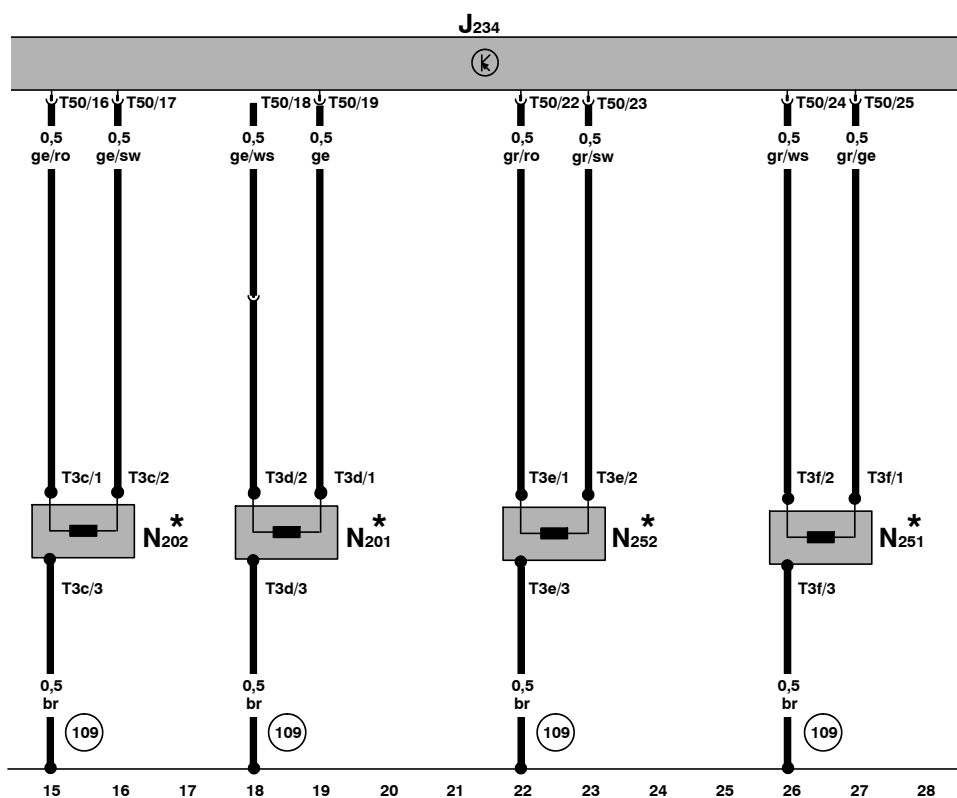
Note: Number in parentheses indicates production control number stamped on relay housing.

**Fuse colors**

- 30 A - green
- 25 A - white
- 20 A - yellow
- 15 A - blue
- 10 A - red
- 7,5 A - brown
- 5 A - beige



- G179 - Crash sensor for side airbag, driver's side
- G180 - Crash sensor for side airbag, passenger side
- J234 - Airbag Control Module, behind console
- N199 - Igniter for side airbag, driver's side
- N200 - Igniter for side airbag, passenger side
- T2c - Double Connector
- T2d - Double Connector
- T4a - 4-Pin Connector, yellow, below driver's seat
- T4b - 4-Pin Connector, yellow, below passenger's seat
- T50 - 50-Pin Connector, on Airbag Control Module
- (32) - Ground connection, behind instrument panel, left
- (109) - Ground connection, in airbag wiring harness



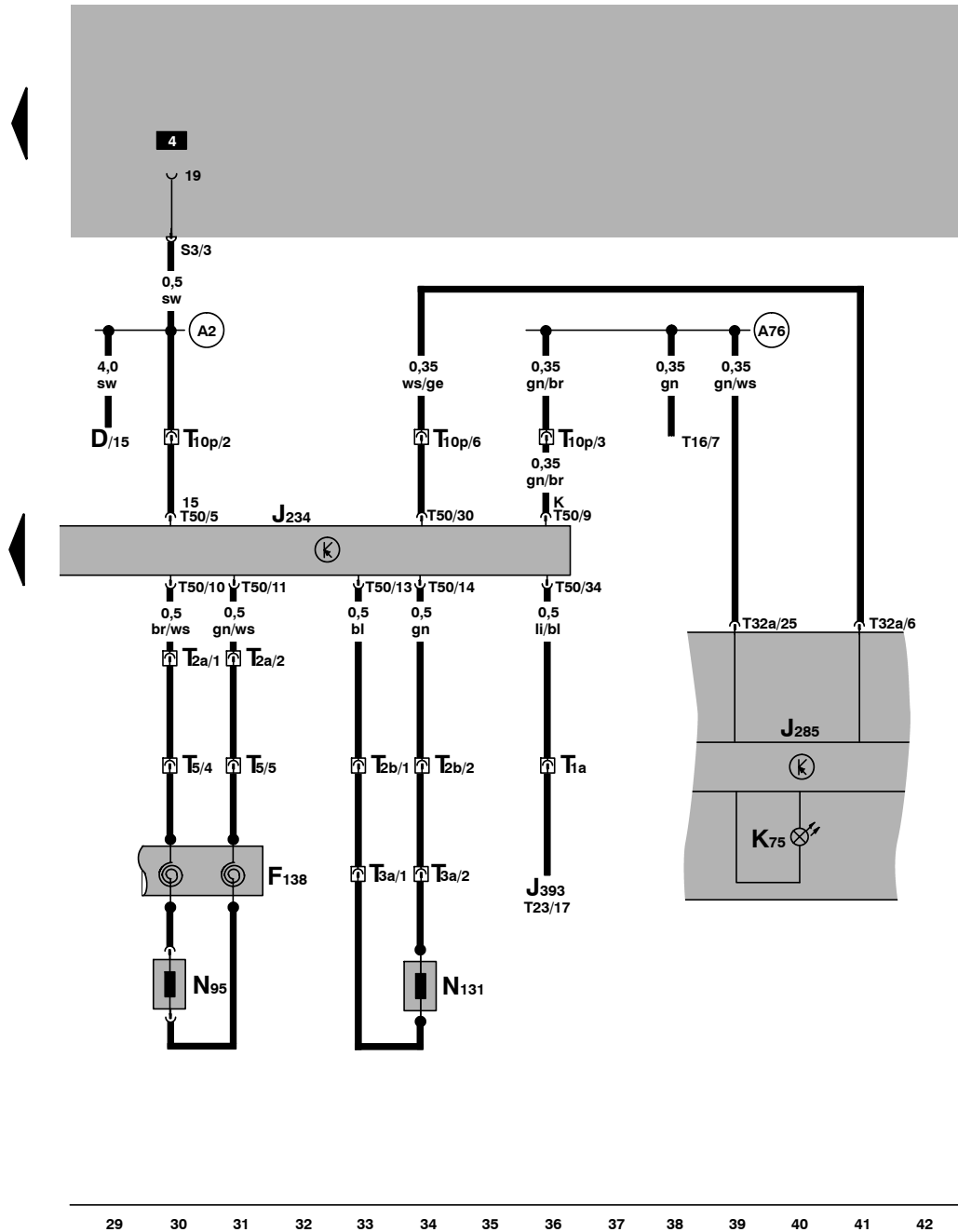
ws = white  
 sw = black  
 ro = red  
 br = brown  
 gn = green  
 bl = blue  
 gr = grey  
 li = violet  
 ge = yellow

3B2-017030207

- J234 - Airbag Control Module, behind console
- N201 - Igniter for side airbag, rear, driver's side
- N202 - Igniter for side airbag, rear, passenger side
- N251 - Igniter for head airbag, rear, driver side
- N252 - Igniter for head airbag, rear, passenger side
- T3c - 3-Pin Connector
- T3d - 3-Pin Connector
- T3e - 3-Pin Connector
- T3f - 3-Pin Connector
- T50 - 50-Pin Connector, on Airbag Control Module

109 - Ground connection, in airbag wiring harness

\* - from November 1998



ws = white  
 sw = black  
 ro = red  
 br = brown  
 gn = green  
 bl = blue  
 gr = grey  
 li = violet  
 ge = yellow

3B2-017040207

- D - Ignition/Starter Switch
- F138 - Airbag Spiral Spring/Return Spring With Slip Ring
- J234 - Airbag Control Module, behind console
- J285 - Control module with indicator unit in instrument panel insert
- J393 - Central control module for comfort system
- K75 - Airbag Malfunction Indicator Lamp (MIL)
- N95 - Driver's Side Airbag Igniter
- N131 - Passenger's Side Airbag Igniter 1
- T1a - Single Connector, black, connector station A-pillar, right
- T2a - Double Connector, yellow, connector station A-pillar, left
- T2b - Double Connector, yellow, connector station A-pillar, right
- T3a - 3-Pin Connector, behind instrument panel, right

- T5 - 5-Pin Connector, yellow, behind steering column switch cover
- T10p - 10-Pin Connector, yellow, connector station A-pillar, right
- T16 - 16-Pin Connector, Data Link Connector (DLC), below instrument panel, left
- T23 - 23-Pin Connector, on central control module for comfort system
- T32a - 32-Pin Connector, blue, on instrument cluster
- T50 - 50-Pin Connector, on airbag control module
- (A2) - plus connection (15), in instrument panel wiring harness
- (A76) - Connector (K-diagnosis wire) in instrument panel wiring harness